

Pin Headers
R/A Surface Mount, 2.54mm Pitch

Product Specification:

Materials and Finish

Insulator: Glass-reinforce thermoplastic, UL-94V-0 rated, resist to short term temperature in infra-red reflow phase-260 degree C for 20 seconds (See page 9 "Reflow Conditions" for detailed information)

Contact: Phosphor bronze per QQ-B-750, plated selected gold in mating area; 100µ" min. tin-lead on termination area, with entire contact under-plated 50µ" min. nickel

Electrical

Contact Resistance: 20 milliohms max. at 1 ampere DC

Insulation Resistance: 5000 megohms at 500 VDC

Dielectric Withstanding Voltage: 250 VAC/rms 60Hz for one minute

Current Rating: 1 ampere per contact

Voltage Rating: 250 VAC/rms 60Hz

Mechanical

Contact Retention: 2.0 kgs minimum per contact

Durability: See page 9

Related Product Data

PC Board Layout: See page 23

Ordering Information:

G801M XX X XX X

Pin Headers
R/A Surface Mount
2.54mm Pitch

Number of Positions

Single Row: 02 to 50

Mounting Style

- 1: Standard type (without locating peg)
- 2: With locating peg

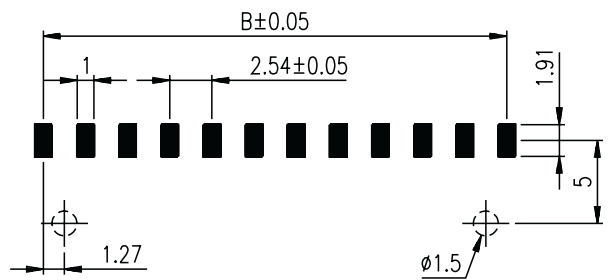
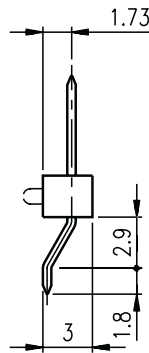
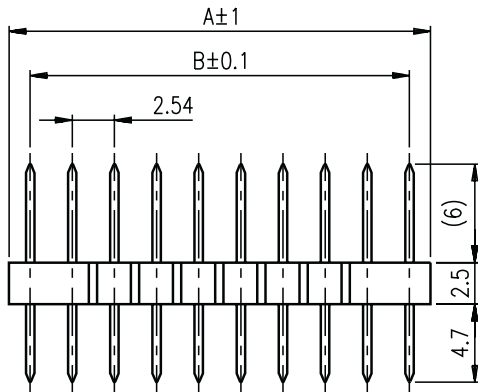
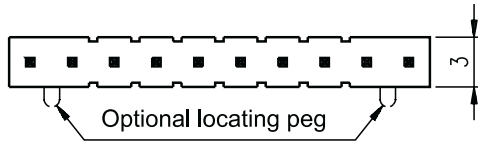

Contact Finish

- 0: Full flash gold
- 1: Flash gold
- 2: 10µ" gold
- 3: 30µ" gold
- 4: Tin

Variation Code

Blank: Standard

Pin Headers R/A Surface Mount, 2.54mm Pitch



Recommended PCB Layout

No. of Positions	Dimensions (mm)		No. of Positions	Dimensions (mm)		No. of Positions	Dimensions (mm)	
	A	B		A	B		A	B
2	5.08	2.54	19	48.26	45.72	36	91.44	88.9
3	7.62	5.08	20	50.8	48.26	37	93.98	91.44
4	10.16	7.62	21	53.34	50.8	38	96.52	93.98
5	12.7	10.16	22	55.88	53.34	39	99.06	96.52
6	15.24	12.7	23	58.42	55.88	40	101.6	99.06
7	17.78	15.24	24	60.96	58.42	41	104.14	101.6
8	20.32	17.78	25	63.5	60.96	42	106.68	104.14
9	22.86	20.32	26	66.04	63.5	43	109.22	106.68
10	25.4	22.86	27	68.58	66.04	44	111.76	109.22
11	27.94	25.4	28	71.12	68.58	45	114.3	111.76
12	30.48	27.94	29	73.66	71.12	46	116.84	114.3
13	33.02	30.48	30	76.2	73.66	47	119.38	116.84
14	35.56	33.02	31	78.74	76.2	48	121.92	119.38
15	38.1	35.56	32	81.28	78.74	49	124.46	121.92
16	40.64	38.1	33	83.82	81.28	50	127	124.46
17	43.18	40.64	34	86.36	83.82			
18	45.72	43.18	35	88.9	86.36			