

**Pin Headers**  
**Straight PCB Mount, Board Spacer, 1.27mm Pitch**

**Product Specification:**

**Materials and Finish**

**Insulator:** Glass-reinforce thermoplastic, UL-94V-0 rated, color-black, resist to short term temperature in infra-red ray reflow phase - 260 degrees C for 20 seconds. (See page 9 "Reflow Conditions" for detailed information)

**Contact:** Phosphor bronze per QQ-B-750, plated full flash gold or selected gold in mating area; 100µ" min. tin-lead on termination area, with entire contact under-plated 50µ" min. nickel

**Electrical**

**Contact Resistance:** 20 milliohms max. at 1 ampere DC

**Insulation Resistance:** 5000 megohms at 500 VDC

**Dielectric Withstanding Voltage:** 500 VAC/rms 60Hz for one minute

**Current Rating:** 3 amperes per contact

**Voltage Rating:** 250 VAC/rms 60Hz

**Mechanical**

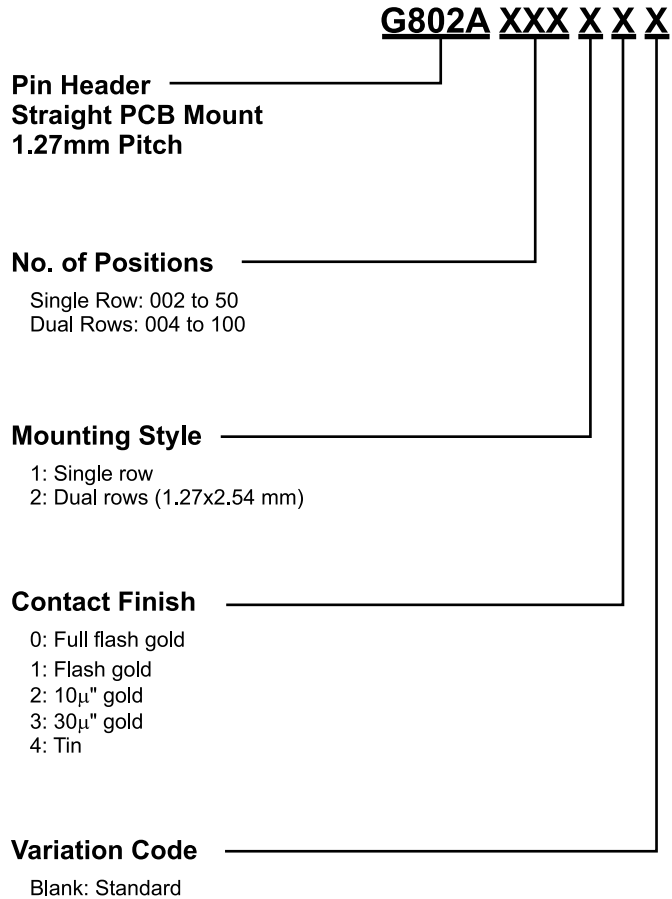
**Contact Retention:** 2.0 kgs minimum per contact

**Durability:** See page 9

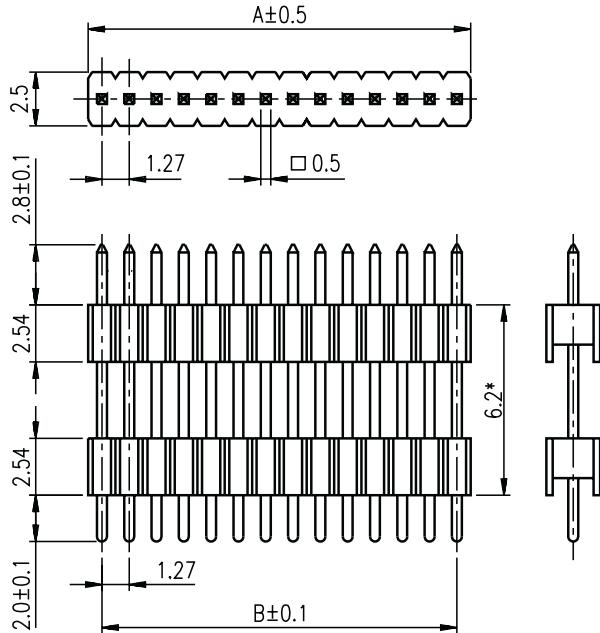
**Related Product Data**

**PC Board Layout:** See page 31

**Ordering Information:**



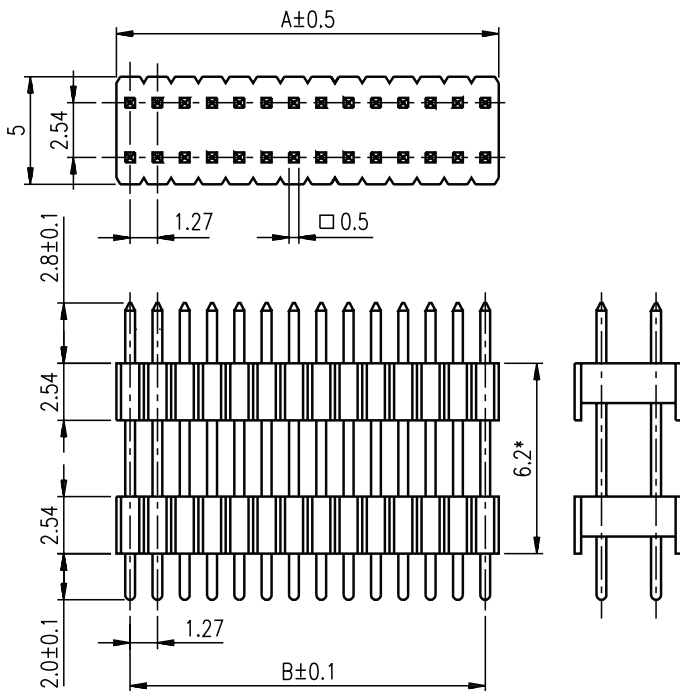

**Pin Headers**  
**Straight PCB Mount, Single Row**  
**Board Spacer, 1.27mm pitch**



\* Spacing distance are available upon request, contact your nearest Amphenol sales office for detailed information.

No. of Positions	Dimensions (mm)		No. of Positions	Dimensions (mm)		No. of Positions	Dimensions (mm)	
	A	B		A	B		A	B
2	2.54	1.27	19	24.13	22.86	36	45.72	44.45
3	3.81	2.54	20	25.4	24.13	37	46.99	45.72
4	5.08	3.81	21	26.67	25.4	38	48.26	46.99
5	6.35	5.08	22	27.94	26.67	39	49.53	48.26
6	7.62	6.35	23	29.21	27.94	40	50.8	49.53
7	8.89	7.62	24	30.48	29.21	41	52.07	50.8
8	10.16	8.89	25	31.75	30.48	42	53.34	52.07
9	11.43	10.16	26	33.02	31.75	43	54.61	53.34
10	12.7	11.43	27	34.29	33.02	44	55.88	54.61
11	13.97	12.7	28	35.56	34.29	45	57.15	55.88
12	15.24	13.97	29	36.83	35.56	46	58.42	57.15
13	16.51	15.24	30	38.1	36.83	47	59.69	58.42
14	17.78	16.51	31	39.37	38.1	48	60.96	59.69
15	19.05	17.78	32	40.64	39.37	49	62.23	60.96
16	20.32	19.05	33	41.91	40.64	50	63.5	62.23
17	21.59	20.32	34	43.18	41.91			
18	22.86	21.59	35	44.45	43.18			

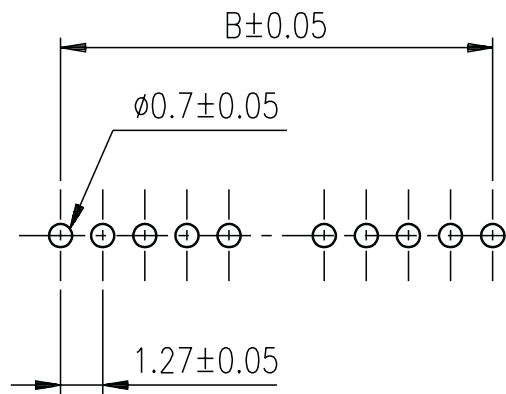
**Pin Headers**  
**Straight PCB Mount, Dual Rows**  
**Board Spacer, 1.27mm Pitch**



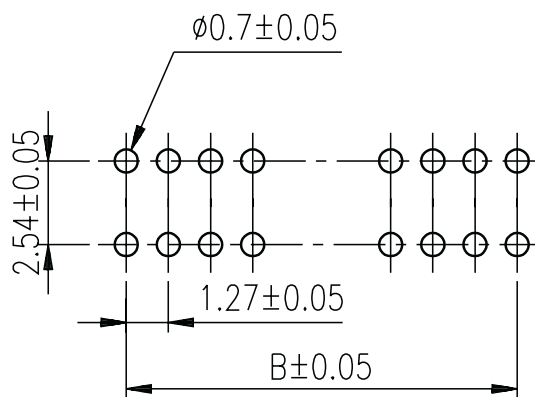
\* Spacing distance are available upon request, contact your nearest Amphenol sales office for detailed information.

No. of Positions	Dimensions (mm)		No. of Positions	Dimensions (mm)		No. of Positions	Dimensions (mm)	
	A	B		A	B		A	B
4	2.54	1.27	38	24.13	22.86	72	45.72	44.45
6	3.81	2.54	40	25.4	24.13	74	46.99	45.72
8	5.08	3.81	42	26.67	25.4	76	48.26	46.99
10	6.35	5.08	44	27.94	26.67	78	49.53	48.26
12	7.62	6.35	46	29.21	27.94	80	50.8	49.53
14	8.89	7.62	48	30.48	29.21	82	52.07	50.8
16	10.16	8.89	50	31.75	30.48	84	53.34	52.07
18	11.43	10.16	52	33.02	31.75	86	54.61	53.34
20	12.7	11.43	54	34.29	33.02	88	55.88	54.61
22	13.97	12.7	56	35.56	34.29	90	57.15	55.88
24	15.24	13.97	58	36.83	35.56	92	58.42	57.15
26	16.51	15.24	60	38.1	36.83	94	59.69	58.42
28	17.78	16.51	62	39.37	38.1	96	60.96	59.69
30	19.05	17.78	64	40.64	39.37	98	62.23	60.96
32	20.32	19.05	66	41.91	40.64	100	63.5	62.23
34	21.59	20.32	68	43.18	41.91			
36	22.86	21.59	70	44.45	43.18			

Recommended PCB Layouts  
Pin Headers, 1.27mm pitch



Single Row



Dual Rows