

PCB Sockets
Straight PCB Mount, Both-end
Entry Type, 2.54mm Pitch

Product Specification:

Materials and Finish

Insulator: Glass-reinforce thermoplastic, UL-94V-0 rated, color-black

Contact: Phosphor bronze per QQ-B-750, plated full flash gold or selected gold in mating area; 100µ" min. tin-lead on termination area, with entire contact under-plated 50µ" min. nickel

Electrical

Contact Resistance: 15 milliohms max. at 1 ampere DC

Insulation Resistance: 5000 megohms at 500 VDC

Dielectric Withstanding Voltage: 500 VAC/rms 60Hz for one minute

Current Rating: 3 amperes per contact

Voltage Rating: 250 VAC/rms 60Hz

Mechanical

Insertion Force: 200 grams maximum per contact

Withdrawal Force: 60 grams minimum per contact

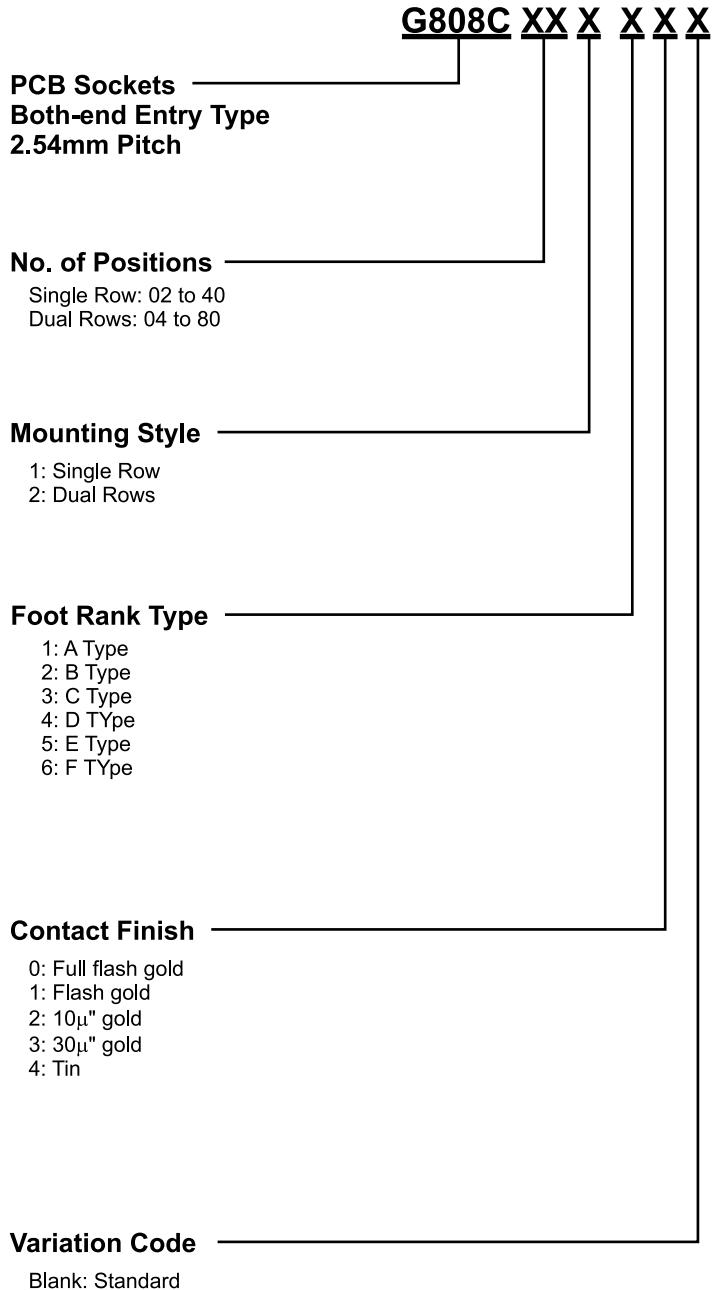
Contact Retention: 980 grams minimum per contact

Durability: See page 9

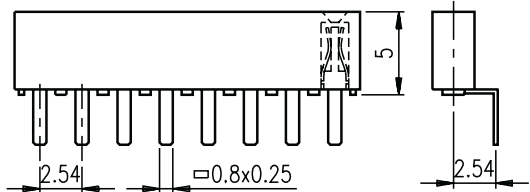
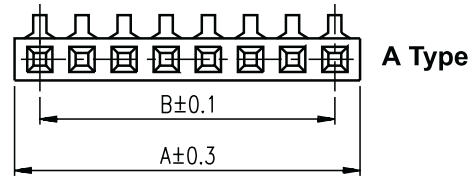
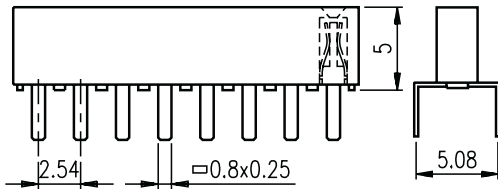
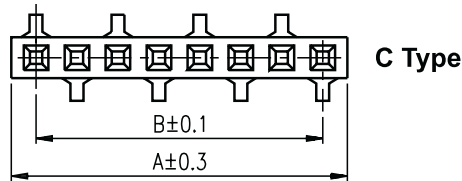
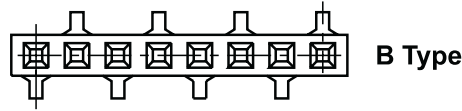

Related Product Data

PC Board Layout: See page 63

Ordering Information:

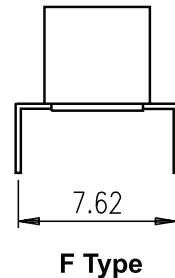
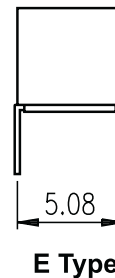
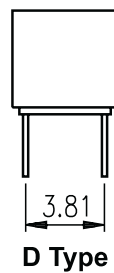
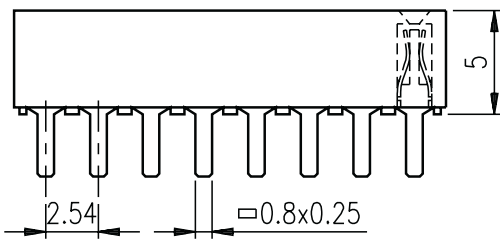
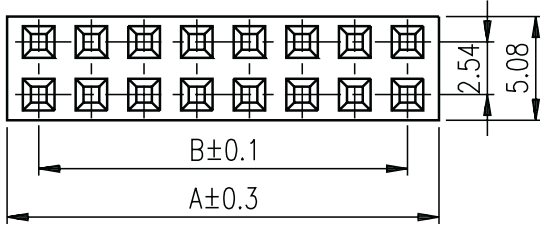



PCB Socket
Straight PCB Mount, Single Row, Both-end
Entry Type, 2.54mm Pitch



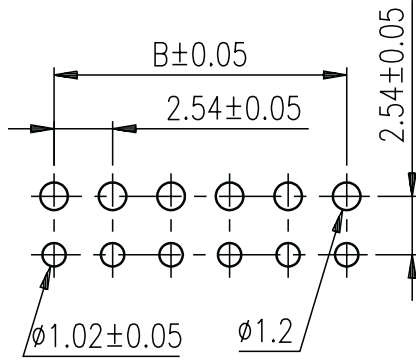
No. of Positions	Dimensions (mm)		No. of Positions	Dimensions (mm)	
	A	B		A	B
2	5.58	2.54	22	56.38	53.34
3	8.12	5.08	23	58.92	55.88
4	10.66	7.62	24	61.46	58.42
5	13.2	10.16	25	64	60.96
6	15.74	12.70	26	66.54	63.50
7	18.28	15.24	27	69.08	66.04
8	20.82	17.78	28	71.62	68.58
9	23.36	20.32	29	74.16	71.12
10	25.90	22.86	30	76.70	73.66
11	28.44	25.40	31	79.24	76.20
12	30.98	27.94	32	81.78	78.74
13	33.52	30.48	33	84.32	81.28
14	36.06	33.02	34	86.86	83.82
15	38.60	35.56	35	89.40	86.36
16	41.14	38.10	36	91.94	88.90
17	43.68	40.64	37	94.48	91.44
18	46.22	43.18	38	97.02	93.98
19	48.76	45.72	39	99.56	96.52
20	51.30	48.26	40	102.10	99.06
21	53.84	50.80			

PCB Sockets
Straight PCB Mount, Dual Rows, Both-end
Entry Type, 2.54mm Pitch

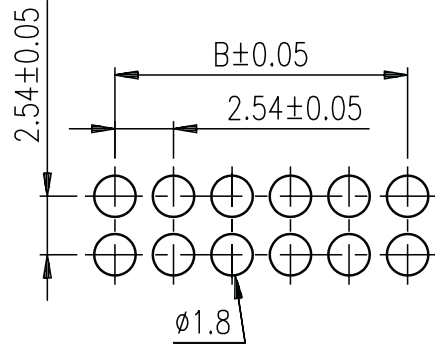


No. of Positions	Dimensions (mm)		No. of Positions	Dimensions (mm)	
	A	B		A	B
4	5.88	2.54	44	56.68	53.34
6	8.42	5.08	46	59.22	55.88
8	10.96	7.62	48	61.76	58.42
10	13.50	10.16	50	64.30	60.96
12	16.04	12.70	52	66.84	63.50
14	18.58	15.24	54	69.38	66.04
16	21.12	17.78	56	71.92	68.58
18	23.66	20.32	58	74.46	71.12
20	26.20	22.86	60	77.00	73.66
22	28.74	25.40	62	79.54	76.20
24	31.28	27.94	64	82.08	78.74
26	33.82	30.48	66	84.62	81.28
28	36.36	33.02	68	87.16	83.82
30	38.90	35.56	70	89.70	86.36
32	41.44	38.10	72	92.24	88.90
34	43.98	40.64	74	94.78	91.44
36	46.52	43.18	76	97.32	93.98
38	49.06	45.72	78	99.86	96.52
40	51.60	48.26	80	102.40	99.06
42	54.14	50.80			

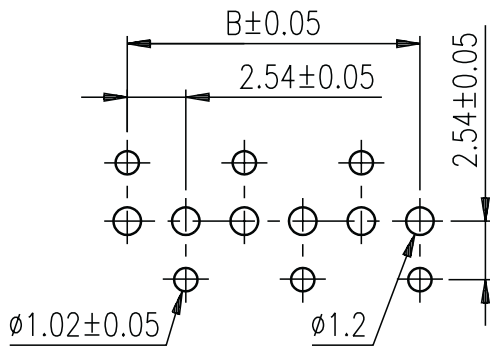
**Recommended PCB Layouts
(Straight PCB Mount, Both-end
Entry Type, 2.54mm Pitch)**



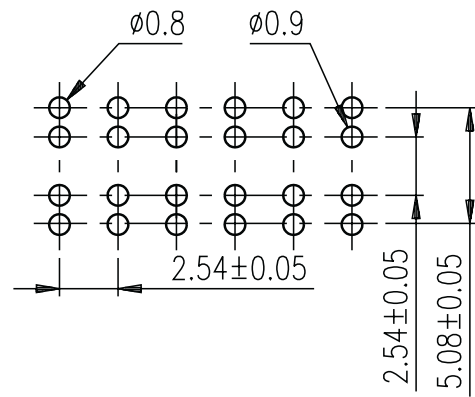
A Type



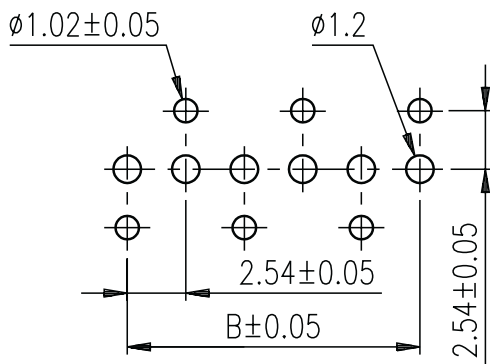
D Type



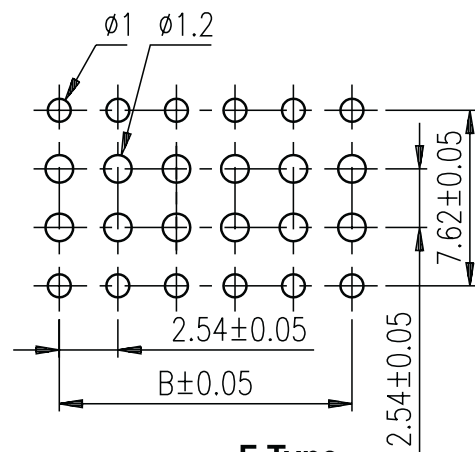
B Type



E Type



C Type



F Type