

**PCB Sockets**  
**Right Angle PCB Mount, Dual Rows**

**Product Specification:**

**Materials and Finish**

**Insulator:** Glass-reinforce thermoplastic, UL-94V-0 rated, color-black, resist to short term temperature in infra-red reflow phase - 260°C for 20 seconds. (See page 9 "Reflow Conditions" for detailed information)

**Contact:** Phosphor Bronze per QQ-B-750, plated full flash gold, full 100µ" tin/lead or selected gold in mating area; 100µ" min. tin-lead on termination area, with entire contact under-plated 50µ" min. nickel

**Electrical**

**Contact Resistance:** 30 milliohms max. at 1 ampere DC

**Insulation Resistance:** 1000 megohms at 500 VDC

**Dielectric Withstanding Voltage:** 500 VAC/rms 60Hz for one minute

**Current Rating:** 1 ampere per contact

**Voltage Rating:** 250 VAC/rms 60Hz

**Mechanical**

**Insertion Force:** 150 grams maximum per contact

**Withdrawal Force:** 50 grams minimum per contact

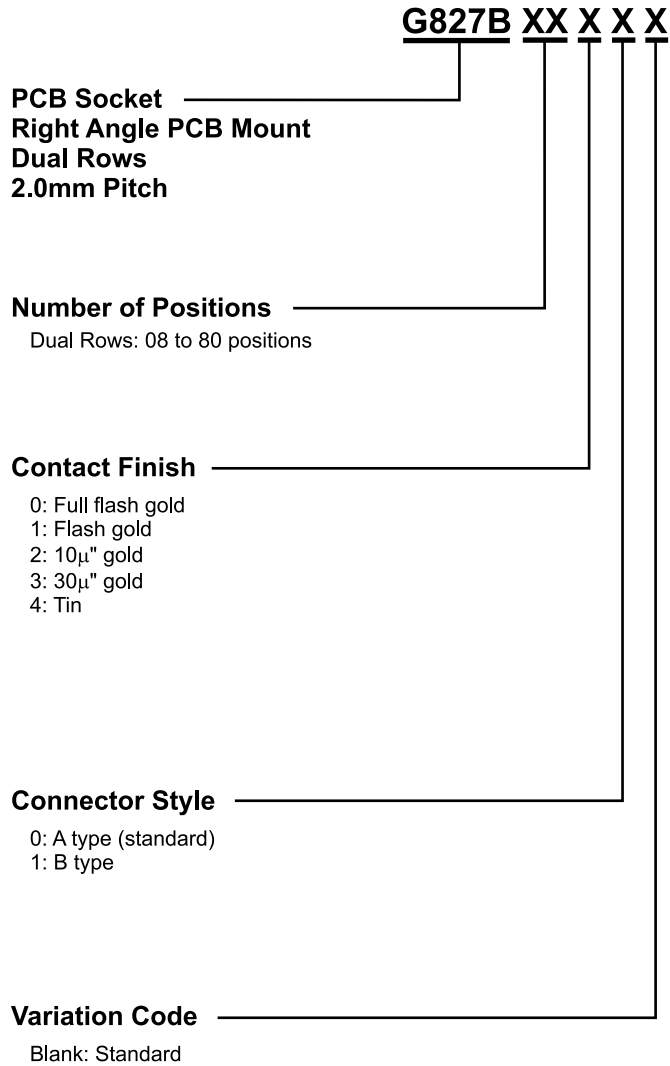
**Contact Retention:** 2.0 kgs minimum per contact

**Durability:** See page 9

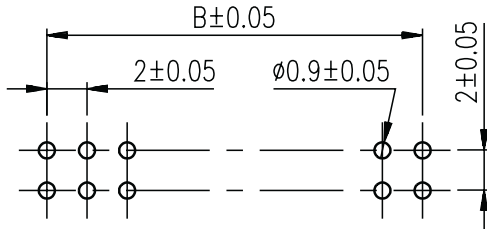
**Related Product Data**

**PC Board Layout:** See page 81

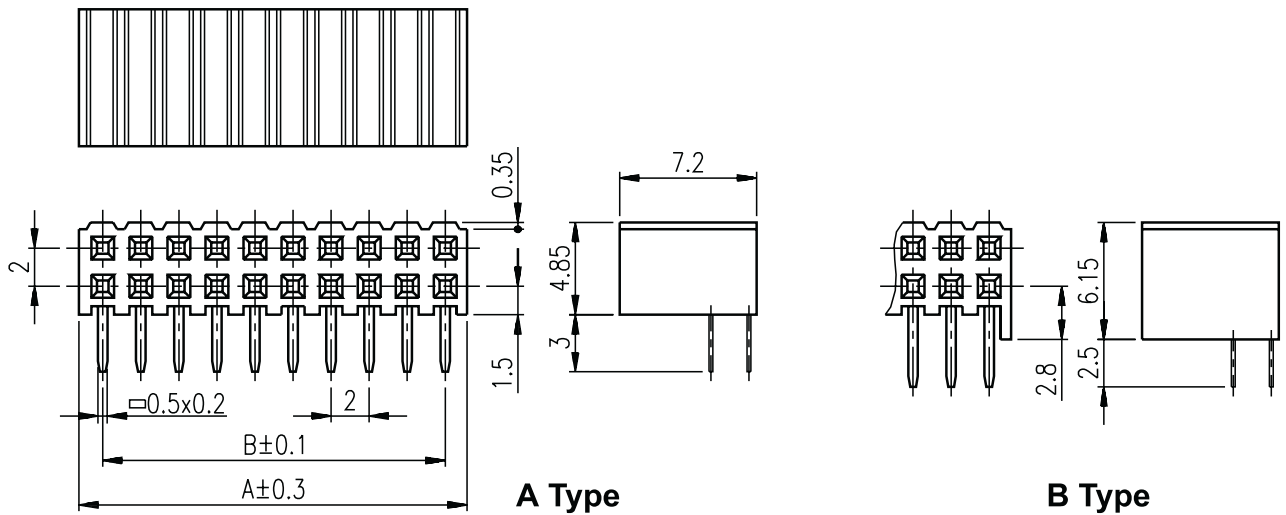
**Ordering Information:**



**PCB Socket**  
**Right Angle PCB Mount, Dual Rows**  
**2.0mm Pitch**



**Recommended PCB Layout**



**A Type**

**B Type**

No. of Positions	Dimensions (mm)		No. of Positions	Dimensions (mm)		No. of Positions	Dimensions (mm)	
	A	B		A	B		A	B
8	8.5	6	34	34.5	32	60	60.5	58
10	10.5	8	36	36.5	34	62	62.5	60
12	12.5	10	38	38.5	36	64	64.5	62
14	14.5	12	40	40.5	38	66	66.5	64
16	16.5	14	42	42.5	40	68	68.5	66
18	18.5	16	44	44.5	42	70	70.5	68
20	20.5	18	46	46.5	44	72	72.5	70
22	22.5	20	48	48.5	46	74	74.5	72
24	24.5	22	50	50.5	48	76	76.5	74
26	26.5	24	52	52.5	50	78	78.5	76
28	28.5	26	54	54.5	52	80	80.5	78
30	30.5	28	56	56.5	54			
32	32.5	30	58	58.5	56			